

Prepared for:

Zen Organics Inc

1309 Coffeen Avenue STE 1200
Sheridan, WY USA 82801

Full Defense 3000 Unflavored Tincture

Batch ID or Lot Number: TN20H2404	Test, Test ID and Methods: Various	Matrix: Unit	Page 1 of 2
Reported: 28Aug2024	Started: 27Aug2024	Received: 23Aug2024	


Cannabinoids - Colorado Compliance


Test ID: T000288787

Methods: TM14 (HPLC-DAD): Potency - Standard

Cannabinoid Analysis	LOD (mg)	LOQ (mg)	Result (mg)	Result (mg/g)	Notes
Cannabichromene (CBC)	3.562	12.121	112.062	3.93	# of Servings = 1 Sample Weight=28.5g
Cannabichromenic Acid (CBCA)	3.258	11.087	ND	ND	
Cannabidiol (CBD)	13.990	40.297	3385.497	118.79	
Cannabidiolic Acid (CBDA)	14.349	41.331	ND	ND	
Cannabidivarin (CBDV)	3.309	9.531	<LOQ	<LOQ	
Cannabidivarinic Acid (CBDVA)	5.986	17.241	ND	ND	
Cannabigerol (CBG)	2.022	6.882	ND	ND	
Cannabigerolic Acid (CBGA)	8.454	28.770	ND	ND	
Cannabinol (CBN)	2.638	8.978	<LOQ	<LOQ	
Cannabinolic Acid (CBNA)	5.768	19.629	ND	ND	
Delta 8-Tetrahydrocannabinol (Delta 8-THC)	10.071	34.276	ND	ND	
Delta 9-Tetrahydrocannabinol (Delta 9-THC)	9.147	31.128	74.701	2.62	
Delta 9-Tetrahydrocannabinolic Acid (THCA-A)	8.104	27.580	ND	ND	
Tetrahydrocannabivarin (THCV)	1.839	6.260	<LOQ	<LOQ	
Tetrahydrocannabivarinic Acid (THCVA)	7.148	24.327	ND	ND	
Total Cannabinoids			3572.260	125.34	
Total Potential THC			74.701	2.62	
Total Potential CBD			3385.497	118.79	

Final Approval


Sam Smith
28Aug2024
12:40:00 PM MDT
PREPARED BY / DATE


Karen Winternheimer
28Aug2024
12:48:00 PM MDT
APPROVED BY / DATE

Prepared for:
Zen Organics Inc
1309 Coffeen Avenue STE 1200
Sheridan, WY USA 82801

Full Defense 3000 Unflavored Tincture


Batch ID or Lot Number: TN20H2404	Test, Test ID and Methods: Various	Matrix: Unit	Page 2 of 2
Reported: 28Aug2024	Started: 27Aug2024	Received: 23Aug2024	


Microbial Contaminants - Colorado Compliance

Test ID: T000288788
Methods: TM25 (qPCR) TM24, TM26, TM27 (Culture Plating): Microbial (Colorado Panel)

	Method	LOD	Quantitation Range	Result	Notes
STEC	TM25: PCR	10 ⁰ CFU/25g	NA	Absent	Free from visual mold, mildew, and foreign matter
<i>Salmonella</i>	TM25: PCR	10 ⁰ CFU/25g	NA	Absent	
Total Yeast and Mold*	TM24: Culture Plating	10 ¹ CFU/g	1.0x10 ² - 1.5x10 ⁴	None Detected	
Total Aerobic Count*	TM26: Culture Plating	10 ² CFU/g	1.0x10 ³ - 1.5x10 ⁵	None Detected	
Total Coliforms*	TM27: Culture Plating	10 ¹ CFU/g	1.0x10 ² - 1.5x10 ⁴	None Detected	

Final Approval


Nora Langer
29Aug2024
04:13:00 PM MDT
PREPARED BY / DATE


Brett Hudson
29Aug2024
04:50:00 PM MDT
APPROVED BY / DATE



<https://results.botanacor.com/api/v1/coas/uuid/35147da6-c1cc-4a90-82bc-854c2bd9fc0d>

Definitions
LOD = Limit of Detection, ULOQ = Upper Limit of Quantitation, LLOQ = Lower Limit of Quantitation, PPB = Parts per Billion, % = % (w/w) = Percent (weight of analyte / weight of product). ND = None Detected (defined by dynamic range of the method). Total Potential Delta 9-THC or CBD is calculated to take into account the loss of a carboxyl group during decarboxylation step, using the following formulas: Total Potential Delta 9-THC = Delta 9-THC + (Delta 9-THCa *(0.877)) and Total CBD = CBD + (CBDa *(0.877)). Fail equates to a concentration level of Delta 9-THC, on a dry weight basis, higher than 0.3 percent + or - the measurement uncertainty. Total Potential THC is calculated using the following formulas to take into account the loss of a carboxyl group during decarboxylation step. Total THC = THC + (THCa *(0.877)). ALOQ = Above Limit Of Quantitation (defined by dynamic range of the method), CFU/g = Colony Forming Units per Gram. Values recorded in scientific notation, a common microbial practice of expressing numbers that are too large to be conveniently written in decimal form. Examples: 10² = 100 CFU, 10³ = 1,000 CFU, 10⁴ = 10,000 CFU, 10⁵ = 100,000 CFU.

Testing results are based solely upon the sample submitted to SC Laboratories, Inc., in the condition it was received. SC Laboratories, Inc., warrants that all analytical work is conducted professionally in accordance with all applicable standard laboratory practices using validated methods. Data was generated using an unbroken chain of comparison to NIST traceable Reference Standards and Certified Reference Materials. This report may not be reproduced, except in full, without the written approval of SC Laboratories, Inc. ISO/IEC 17025:2017 A2LA Cert #: 4329.02 Chemical; 4329.03 Biological. Some tests listed on this COA may not be within our scope of A2LA accreditation. Please visit [A2LA for more details](#).



Cert #4329.02
35147da6c1cc4a9082bc854c2bd9fc0d.1